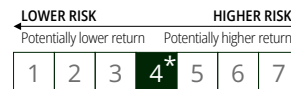


CARMIGNAC PORTFOLIO MERGER ARBITRAGE PLUS I EUR ACC

LUXEMBOURG SICAV SUB-FUND

Recommended
minimum investment
horizon:

3 YEARS



LU2585801330

Monthly Factsheet - 30/09/2024

INVESTMENT OBJECTIVE

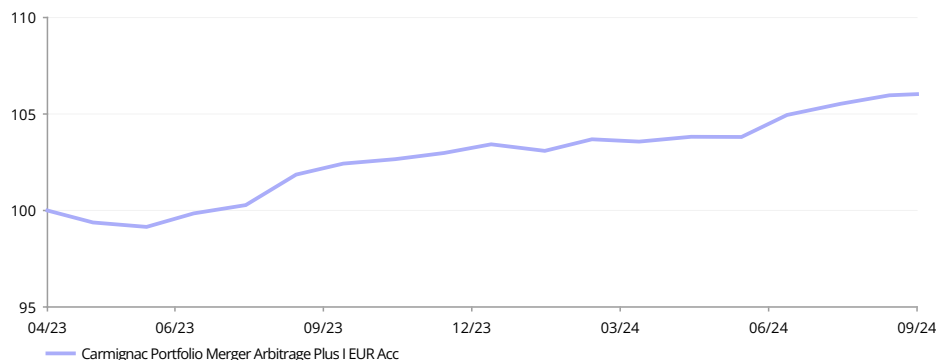
Carmignac Portfolio Merger Arbitrage Plus is a UCITS fund, following an alternative investment strategy that seeks to benefit from the price discontinuities ("arbitrage") of the shares related to merger and acquisition transactions. The Fund invests in officially announced M&A deals in the developed markets. The Fund seeks to achieve a positive absolute return over a 3-year investment horizon through capital growth.

Fund management analysis can be found on P.3

PERFORMANCE

Past performance is not necessarily indicative of future performance. Performances are net of fees (excluding possible entrance fees charged by the distributor).

FUND PERFORMANCE SINCE LAUNCH (Basis 100 - Net of fees)



CUMULATIVE AND ANNUALIZED PERFORMANCE (as of 30/09/2024 - Net of fees)

	Cumulative Performance (%)				Annualised Performance (%)
	Since 29/12/2023	1 Month	1 Year	Since 14/04/2023	Since 14/04/2023
I EUR Acc	2.77	0.11	3.90	6.03	4.08

MONTHLY PERFORMANCE (%) (Net of fees)

	Jan	Feb	Mar	Apr	May	Jun	Jul	Aug	Sep	Oct	Nov	Dec	Year
2024	-0.11	-0.05	1.05	-0.38	0.03	0.62	1.07	0.41	0.11	—	—	—	2.77
2023	—	—	—	-0.19	-0.74	0.38	0.45	1.49	0.65	0.41	0.52	0.17	3.17

VAR

Fund VaR 10.3%

PERFORMANCE CONTRIBUTION

Equity Portfolio	-0.4%
Equity Derivatives	0.3%
Currency Derivatives	0.3%
Mutual Fund	0.0%
Total	0.3%

Gross monthly performance



F. Cretin-Fumeron



S. Dieudonné

KEY FIGURES

Merger Arbitrage Exposure ⁽¹⁾	143.5%
Number of Strategies	55
Cash and Others	19.0%
Net Equity Exposure	112.7%

FUND

SFDR Fund Classification: Article 8
Domicile: Luxembourg
Fund Type: UCITS
Legal Form: SICAV
SICAV Name: Carmignac Portfolio
Subscription/Redemption: Daily
Order Placement Cut-Off Time: Before 13:30 (CET/CEST)
Fund Inception Date: 14/04/2023
Fund AUM: 148M€ / 165M\$ ⁽²⁾
Fund Currency: EUR

SHARE

Dividend Policy: Accumulation
Date of 1st NAV: 14/04/2023
Base Currency: EUR
NAV (share): 106.03€
Morningstar Category™: Alt - Event Driven

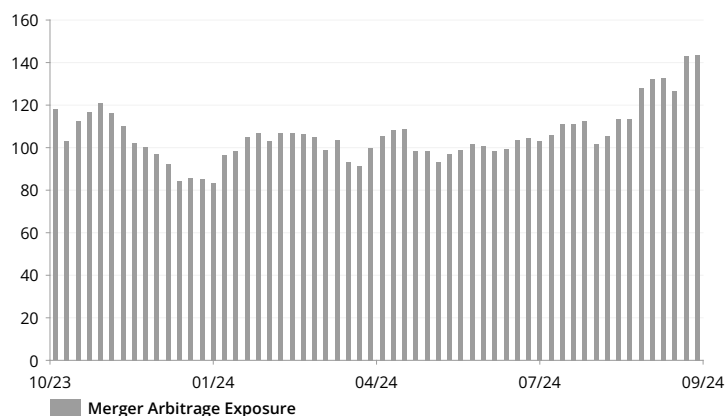
FUND MANAGER(S)

Fabienne Cretin-Fumeron since 14/04/2023
 Stéphane Dieudonné since 14/04/2023

OTHER ESG CHARACTERISTICS

Minimum % Taxonomy Alignment 0%
 Minimum % Sustainable Investments 0%
 Principal Adverse Impact Indicators Yes

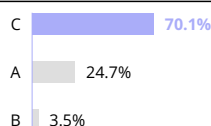
CARMIGNAC PORTFOLIO MERGER ARBITRAGE PLUS | EUR ACC

MERGER ARBITRAGE EXPOSURE (%) ⁽¹⁾


TOP TEN - MERGER ARBITRAGE

Name	Country	Sector / Rating	%
HESS CORP	USA	Energy	6.7%
SOUTHWESTERN ENERGY CO	USA	Energy	6.3%
CATALENT INC	USA	Healthcare	4.9%
AXONICS INC	USA	Healthcare	4.9%
MARATHON OIL CORP	USA	Energy	4.6%
VIRGIN MONEY UK PLC	United Kingdom	Financials	4.0%
BRITVIC PLC	United Kingdom	Consumer Staples	4.0%
NEOEN SA	France	Utilities	4.0%
JUNIPER NETWORKS INC	USA	Information Technology	4.0%
ENVESTNET INC	USA	Information Technology	4.0%
Total			47.5%

MERGER ARBITRAGE RISK LEVEL



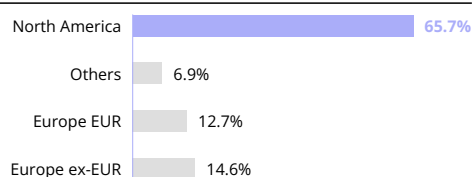
MERGER ARBITRAGE TYPE



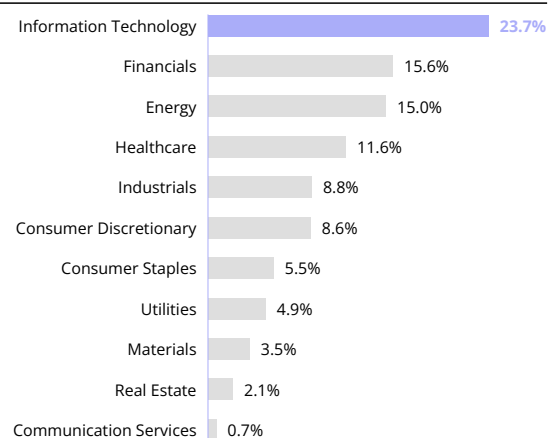
MERGER ARBITRAGE NATURE



LONG GEOGRAPHICAL EXPOSURE



LONG SECTORIAL EXPOSURE



MAIN MERGERS & ACQUISITIONS OVER THE MONTH

Target	Buyer	Sector	Size (M€)	Country
FRONTIER COMMUNICATIONS PARENT INC	VERIZON COMMUNICATIONS INC	Communication Services	17666	USA
SMARTSHEET INC	VISTA EQUITY PARTNERS LLC, BLACKSTONE INC	Information Technology	6565	USA
CENTAMIN PLC	ANGLOGOLD ASHANTI PLC	Materials	2244	United Kingdom
ESKER SA	BRIDGEPOINT GROUP PLC	Information Technology	1552	France
MANAWA ENERGY LTD	CONTACT ENERGY LTD	Utilities	1337	New Zealand

(1) Sum of all the long equity exposures from the portfolio, the short book is excluded.

MARKETING COMMUNICATION

Please refer to the KIID/prospectus of the fund before making any final investment decisions. For more information please visit www.carmignac.co.uk

FUND MANAGEMENT ANALYSIS



MARKET ENVIRONMENT

- After a few months of relative calm, September was marked by a return to volatility in merger arbitrage spreads.
- The US administration's delays in the acquisition of United State Steel by Nippon Steels led to sharp swings in the US steelmaker's shares: down 23% at the start of the month, followed by a rebound of almost 20% at the end of September!
- As usual in the wake of such an event, there was a move to reduce the risk in portfolios, which led to a widening of certain merger arbitrage spreads. The HFRX Merger Arbitrage index fell by 0.55% over the month.
- In addition, a number of deals came to an end, leading to a tightening of spreads: These include Network International, Resurs Holding, Silk Road Medical, Walkme and Copperleaf Technologies.
- There was also good news for two deals that were in 2nd Request: SouthWestern Energy and Hess obtained FTC approval.
- 1 deal failure to mention: in the US real estate sector, McGrath RentCorp and WillScot Holdings mutually terminated their merger plans.
- As usual in the run-up to the US elections, the flow of new deals seems to be slowing, with only 22 announced this month (vs. 26 the previous month) for a total of \$78bn.
- This slowdown is noticeable in the US, but M&A activity remains buoyant in Europe and Asia, with annual volume growth of 13% and 75% respectively.
- The return of private equity funds seems to be confirmed: financial operators now account for more than a third of acquirers.



PERFORMANCE COMMENTARY

- We were not invested in United State Steel, which meant that we were relatively unaffected by the renewed volatility seen in September.
- The fund posted a positive performance over the month
- Main positive contributors to performance were: Capri, Silk Road Medical and Resurs Holding
- Main negative contributors to performance were: Hess, Shinko Electric Industries and Albertsons



OUTLOOK AND INVESTMENT STRATEGY

- The fund's investment rate was 143%, up on the previous month.
- With 55 positions in the portfolio, diversification remains satisfactory.
- 2024 should see a recovery in the M&A cycle, driven in particular by falling interest rates, the energy transition affecting many sectors of the economy, the return of private equity funds and changes to stock market regulations in Japan.
- The risk premium of the Merger Arbitrage strategy currently offers investors returns that are still attractive, especially in an environment where deal failure rates remain low.

MARKETING COMMUNICATION

Please refer to the KIID/prospectus of the fund before making any final investment decisions. For more information please visit www.carmignac.co.uk

PORTFOLIO ESG SUMMARY

This financial product is classified Article 8 of the Sustainable Finance Disclosure Regulation ("SFDR"). The binding elements of the investment strategy used to select the investments to attain each of the environmental or social characteristics promoted by this financial product are :

- ESG analysis applied to at least 90% of the equity holding in the Long portfolio;
- The Long Equity investment universe is actively reduced.

PORTFOLIO ESG COVERAGE

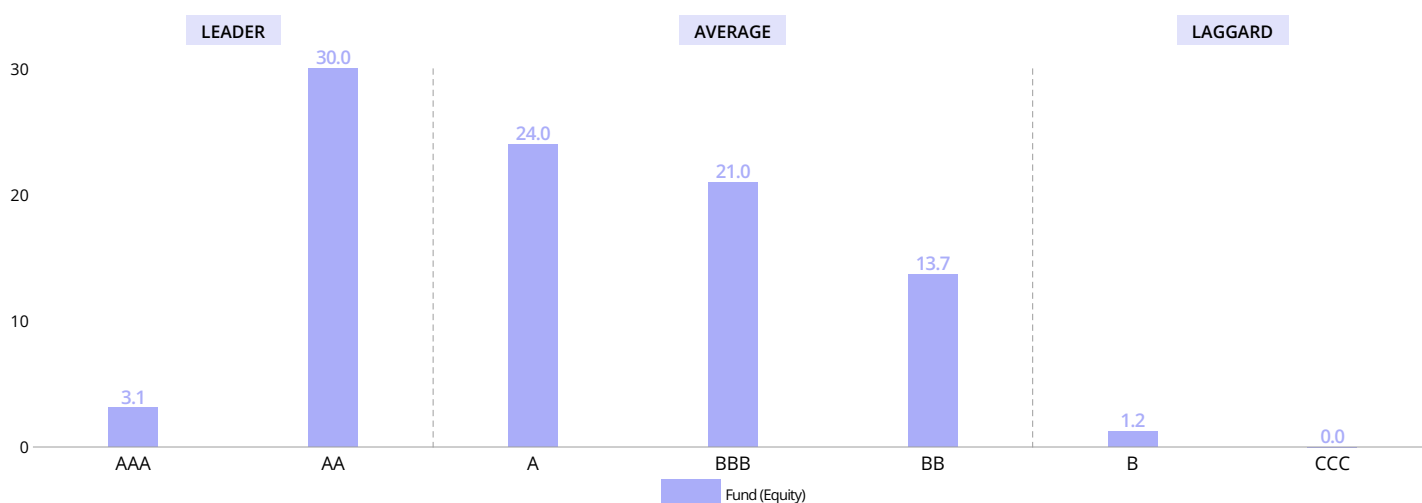
Number of issuers in the portfolio	34
Number of issuers rated	34
Coverage Rate	100.0%

Source: Carmignac

ESG SCORE

Carmignac Portfolio Merger Arbitrage Plus I EUR Acc	A
Source: MSCI ESG	

MSCI ESG SCORE PORTFOLIO



Source: MSCI ESG Score. ESG Leaders represent companies rated AAA and AA by MSCI. ESG Average represent companies rated A, BBB, and BB by MSCI. ESG Laggards represent companies rated B and CCC by MSCI. Portfolio ESG Coverage: 93.0%

TOP 5 ESG RATED PORTFOLIO HOLDINGS

Company	Weight	ESG Rating
LA BANQUE POSTALE SA	3.4%	AAA
KINDRED GROUP PLC	2.5%	AAA
JUNIPER NETWORKS INC	4.0%	AA
THE AARONS CO INC	3.9%	AA
SLEEP COUNTRY CANADA HOLDINGS INC	1.0%	AA

Source: MSCI ESG

GLOSSARY

Active Management: An investment management approach where a manager aims to beat the market through research, analysis and their own judgement.

Investment/net exposure rate: The investment rate constitutes the volume of assets invested expressed as a percentage of the portfolio. Adding the impact of the derivatives to this investment rate results in the net exposure rate, which corresponds to the real percentage of asset exposure to a certain risk. Derivatives can be used to increase the underlying asset's exposure (stimulation) or reduce it (hedging).

Merger Arbitrage Exposure: The Merger Arbitrage Exposure level refers to the equity long book of the portfolio, the short book used as coverage is excluded from this calculation.

Merger Arbitrage Risk: The risk level of each deal from the equity long book of the portfolio is assessed to determine the risk of deal failure. Ratings are based on our in-house methodology and rated between A and C, where A is the least risky and C is the highest risk.

Net asset value: Price of all units (in an FCP) or shares (in a SICAV).

SICAV: Société d'Investissement à Capital Variable (Open-ended investment company with variable capital)

ESG DEFINITIONS & METHODOLOGY

ESG: E for Environment, S for Social, G for Governance

ESG score Calculation: Only the Equity and Corporate Bond holdings of the fund considered. Overall Fund Rating calculated using MSCI Fund ESG Quality Score methodology: excluding cash and non ESG-rated holdings, performing a weighted average of the normalized weights of the holdings and the Industry-Adjusted Score of the holdings, multiplied by (1+Adjustment%) which consists of the weight of positively trending ESG ratings minus the weight of ESG laggards minus the weight of negatively trending ESG ratings. For a detailed explanation see "MSCI ESG Fund Ratings Methodology", Section 2.3. Updated June 2023. <https://www.msci.com/documents/1296102/34424357/MSCI+ESG+Fund+Ratings+Methodology.pdf>

Principal Adverse Impacts (PAI): Negative, material, or potentially material effects on sustainability factors that result from, worsen, or are directly related to investment choices or advice performed by a legal entity. Examples include GHG emissions and carbon footprint.

Sustainable Investments: The SFDR defines sustainable investment as an investment in an economic activity that contributes to an environmental or social objective, provided that the investment does not significantly harm any environmental or social objective and that the investee companies follow good governance practices.

Taxonomy Alignment: In the context of an individual company, taxonomy alignment is defined as the proportion of a company's revenue that comes from activities that meet certain environmental criteria. In the context of an individual fund or portfolio, alignment is defined as the portfolio-weight weighted average taxonomy alignment of included companies. For more information, please follow this link: https://ec.europa.eu/info/sites/default/files/business_economy_euro/banking_and_finance/documents/sustainable-finance-taxonomy-faq_en.pdf

CHARACTERISTICS

Share Class	Date of 1st NAV	Bloomberg	ISIN	SEDOL	CUSIP	WKN	Management Fee	Ongoing Charge ⁽¹⁾	Performance fee	Minimum Initial Subscription ⁽²⁾	Single Year Performance (%)				
											29.09.23-30.09.24	30.09.22-29.09.23	30.09.21-30.09.22	30.09.20-30.09.21	30.09.19-30.09.20
F EUR Acc	14/04/2023	CARMERF LX	LU2585801173	BLFB0G0	L14562273	A3D6V6	Max. 1%	1.25%	Yes	—	3.9	—	—	—	—
I EUR Acc	14/04/2023	CRPTFIE LX	LU2585801330	BLFB0H1	L14562281	A3D6V7	Max. 1%	1.11%	Yes	EUR 100000000	3.9	—	—	—	—
F GBP Acc Hdg	14/04/2023	CAPMAFG LX	LU2601234169	BLFBOJ3	L1506T837	A3D9M5	Max. 1%	1.25%	Yes	—	4.8	—	—	—	—
I GBP Acc Hdg	14/04/2023	CAPMAIG LX	LU2601234326	BLFB0K4	L1506T878	A3D9M6	Max. 1%	1.11%	Yes	GBP 100000000	4.9	—	—	—	—

(1) Ongoing charges are based on the expenses for the last financial year ended. They may vary from year to year and do not include performance fees or transaction costs. (2) Please refer to the prospectus for the minimum subsequent subscription amounts. The prospectus is available on the website: www.carmignac.com.

MAIN RISKS OF THE FUND

EQUITY: The Fund may be affected by stock price variations, the scale of which is dependent on external factors, stock trading volumes or market capitalization.

ARBITRAGE RISK: Arbitrage seeks to benefit from such price differences (e.g. in markets, sectors, securities, currencies). If arbitrage performs unfavorably, an investment may lose its value and generate a loss for the Sub-Fund. **RISK ASSOCIATED WITH THE LONG/SHORT STRATEGY:** This risk is linked to long and/or short positions designed to adjust net market exposure. The fund may suffer high losses if its long and short positions undergo simultaneous unfavourable development in opposite directions. **LIQUIDITY:** Temporary market distortions may have an impact on the pricing conditions under which the Fund might be caused to liquidate, initiate or modify its positions.

The Fund presents a risk of loss of capital.

IMPORTANT LEGAL INFORMATION

Source: Carmignac at 30/09/2024. **This document is intended for professional clients.** Copyright: The data published in this presentation are the exclusive property of their owners, as mentioned on each page. From 01/01/2013 the equity index reference indicators are calculated net dividends reinvested. This document may not be reproduced, in whole or in part, without prior authorisation from the management company. This document does not constitute a subscription offer, nor does it constitute investment advice. Access to the Fund may be subject to restrictions with regard to certain persons or countries. The Fund is not registered in North America, in South America, in Asia nor is it registered in Japan. The Funds are registered in Singapore as restricted foreign scheme (for professional clients only). The Fund has not been registered under the US Securities Act of 1933. The Fund may not be offered or sold, directly or indirectly, for the benefit or on behalf of a U.S. person, according to the definition of the US Regulation S and/or FATCA. The Fund presents a risk of loss of capital. The risks and fees are described in the KID (Key Information Document). The Fund's prospectus, KIDs and annual reports are available at www.carmignac.com, or upon request to the Management Company. The KID must be made available to the subscriber prior to subscription. The Management Company can cease promotion in your country anytime. Investors have access to a summary of their rights in English on the following link at section 6: https://www.carmignac.com/en_US/article-page/regulatory-information-1788 - In Switzerland, the Fund's respective prospectuses, KIDs and annual reports are available at www.carmignac.ch, or through our representative in Switzerland, CACEIS (Switzerland) S.A., Route de Signy 35, CH-1260 Nyon. The paying agent is CACEIS Bank, Montrouge, Nyon Branch / Switzerland, Route de Signy 35, 1260 Nyon. - In the United Kingdom, the Funds' respective prospectuses, KIDs and annual reports are available at www.carmignac.co.uk, or upon request to the Management Company, or for the French Funds, at the offices of the Facilities Agent at BNP PARIBAS SECURITIES SERVICES, operating through its branch in London: 55 Moorgate, London EC2R. This material was prepared by Carmignac Gestion, Carmignac Gestion Luxembourg or Carmignac UK Ltd and is being distributed in the UK by Carmignac Gestion Luxembourg. Reference to certain securities and financial instruments is for illustrative purposes to highlight stocks that are or have been included in the portfolios of funds in the Carmignac range. This is not intended to promote direct investment in those instruments, nor does it constitute investment advice. The Management Company is not subject to prohibition on trading in these instruments prior to issuing any communication. The portfolios of Carmignac funds may change without previous notice. The decision to invest in the promoted fund should take into account all its characteristics or objectives as described in its prospectus.

CARMIGNAC GESTION, 24, place Vendôme - F-75001 Paris - Tél : (+33) 01 42 86 53 35

Investment management company approved by the AMF

Public limited company with share capital of € 13,500,000 - RCS Paris B 349 501 676

CARMIGNAC GESTION Luxembourg - City Link - 7, rue de la Chapelle - L-1325 Luxembourg - Tel : (+352) 46 70 60 1

Subsidiary of Carmignac Gestion - Investment fund management company approved by the CSSF

Public limited company with share capital of € 23,000,000 - RCS Luxembourg B 67 549

MARKETING COMMUNICATION

Please refer to the KIID/prospectus of the fund before making any final investment decisions. For more information please visit www.carmignac.co.uk