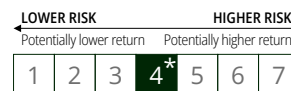


CARMIGNAC PORTFOLIO MERGER ARBITRAGE PLUS F GBP ACC HDG

LUXEMBOURG SICAV SUB-FUND

Recommended
minimum investment
horizon:



LU2601234169

Monthly Factsheet - 31/05/2024

INVESTMENT OBJECTIVE

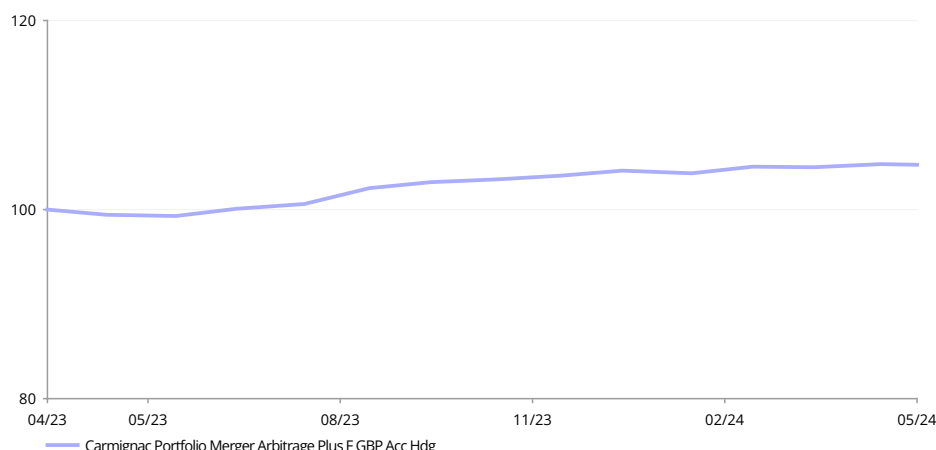
Carmignac Portfolio Merger Arbitrage Plus is a UCITS fund, following an alternative investment strategy that seeks to benefit from the price discontinuities ("arbitrage") of the shares related to merger and acquisition transactions. The Fund invests in officially announced M&A deals in the developed markets. The Fund seeks to achieve a positive absolute return over a 3-year investment horizon through capital growth.

Fund Management analysis can be found on P.3

PERFORMANCE

Past performance is not necessarily indicative of future performance. Performances are net of fees (excluding possible entrance fees charged by the distributor).

FUND PERFORMANCE SINCE LAUNCH (Basis 100 - Net of fees)



CUMULATIVE AND ANNUALIZED PERFORMANCE (as of 31/05/2024 - Net of fees)

	Cumulative Performance (%)		Annualised Performance (%)
	1 Year	Since 14/04/2023	Since 14/04/2023
F GBP Acc Hdg	5.60	4.74	4.18

ANNUAL PERFORMANCE (%) (Net of fees)

	2023
F GBP Acc Hdg	3.83

VAR

Fund VaR	10.2%
----------	-------



F. Cretin-Fumeron



S. Dieudonné

KEY FIGURES

Merger Arbitrage Exposure ⁽¹⁾	100.5%
Number of Strategies	42
Cash and Others	30.9%
Net Equity Exposure	70.3%

FUND

SFDR Fund Classification: Article 8
Domicile: Luxembourg
Fund Type: UCITS
Legal Form: SICAV
SICAV Name: Carmignac Portfolio
Subscription/Redemption: Daily
Order Placement Cut-Off Time: Before 13:30 (CET/CEST)
Fund Inception Date: 14/04/2023
Fund AUM: 143M€ / 155M\$ ⁽²⁾
Fund Currency: EUR

SHARE

Dividend Policy: Accumulation
Date of 1st NAV: 14/04/2023
Base Currency: GBP
NAV: 104.74£

FUND MANAGER(S)

Fabienne Cretin-Fumeron since 14/04/2023
 Stéphane Dieudonné since 14/04/2023

OTHER ESG CHARACTERISTICS

Minimum % Taxonomy Alignment 0%
 Minimum % Sustainable Investments 0%
 Principal Adverse Impact Indicators Yes

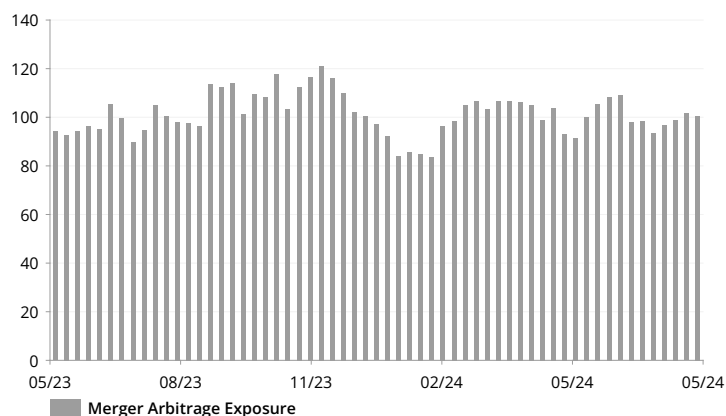


* For the share class Carmignac Portfolio Merger Arbitrage Plus F GBP Acc Hdg, Risk Scale from the KIID (Key Investor Information Document). Risk 1 does not mean a risk-free investment. This indicator may change over time. (1) Sum of all the long equity exposures from the portfolio, the short book is excluded. (2) Exchange Rate EUR/USD as of 31/05/2024.

MARKETING COMMUNICATION

Please refer to the KIID/prospectus of the fund before making any final investment decisions. For more information please visit www.carmignac.co.uk

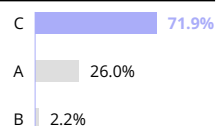
MERGER ARBITRAGE EXPOSURE (%) ⁽¹⁾



TOP TEN - MERGER ARBITRAGE

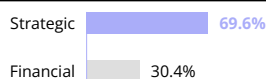
Name	Country	Sector / Rating	%
HESS CORP	USA	Energy	8.3%
ENERPLUS CORP	Canada	Energy	4.9%
SOUTHWESTERN ENERGY CO	USA	Energy	4.1%
AXONICS INC	USA	Healthcare	3.9%
SHINKO ELECTRIC INDUSTRIES CO LTD	Japan	Information Technology	3.9%
ANSYS INC	USA	Information Technology	3.5%
PGS ASA	Norway	Energy	3.3%
ALTIUM LTD	Australia	Information Technology	3.1%
ENCAVIS AG	Germany	Utilities	3.1%
HASHICORP INC	USA	Information Technology	3.1%
Total			41.1%

MERGER ARBITRAGE RISK LEVEL



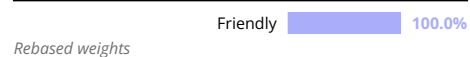
Rebased weights

MERGER ARBITRAGE TYPE



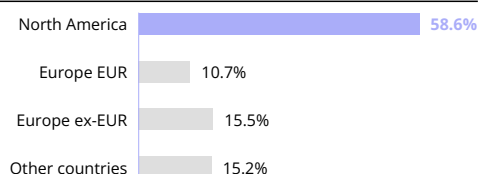
Rebased weights

MERGER ARBITRAGE NATURE



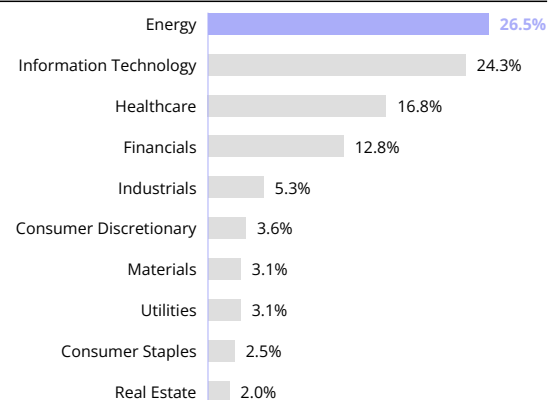
Rebased weights

LONG GEOGRAPHICAL EXPOSURE



Rebased weights

LONG SECTORIAL EXPOSURE



Rebased weights

MAIN MERGERS & ACQUISITIONS OVER THE MONTH

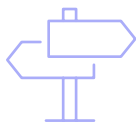
Target	Buyer	Sector	Size (M€)	Country
MARATHON OIL CORP	CONOCOPHILLIPS	Energy	21082	USA
BANCO DE SABADELL SA	BANCO BILBAO VIZCAYA ARGENTARI	Financials	11586	Spain
ATLANTICA SUSTAINABLE INFRASTR	ENERGY CAPITAL PARTNERS LLC	Utilities	6818	United Kingdom
SQUARESPACE INC	PERMIRA HOLDINGS LLP	Information Technology	5958	USA
ALLETE INC	CANADA PENSION PLAN INVESTMENT BOARD, GLOBAL INFRASTRUCTURE MANAGEMENT LLC	Utilities	5166	USA

(1) Sum of all the long equity exposures from the portfolio, the short book is excluded.

MARKETING COMMUNICATION

Please refer to the KIID/prospectus of the fund before making any final investment decisions. For more information please visit www.carmignac.co.uk

FUND MANAGEMENT ANALYSIS



MARKET ENVIRONMENT

- May was a difficult month for the strategy, with the HFRX Merger Arbitrage index down 0.8%.
- This was partly due to the increase in the DS Smith spread amid rumours of an offer for its potential buyer, International Paper, from Brazil's Suzano.
- Other spreads also rose in May, though without anything specific to point out: Hess, Ansys and Cerevel Therapeutics
- A few major deals were completed: Pioneer Natural Resources, SP Plus and MorphoSys
- It seems the resources freed up are being reallocated to some recently announced smaller deals, on which spread are fairly small.
- M&A activity is holding up well with 30 new deals announced in May for a total of \$114bn. Most of this growth is coming from Europe and Asia.
- Private Equity funds account for nearly half of all bidders in deals announced during the month.



PERFORMANCE COMMENTARY

- The Fund delivered a positive return.
- The main contributors were: Pioneer Natural Resources, SP Plus and MorphoSys
- The main hindrances were: Hess, Ansys and Cerevel Therapeutics
- We had no position on the DS Smith spread when rumours emerged about an offer for its potential buyer. Shortly after, though, we opened a small position when the risk-reward profile looked interesting.



OUTLOOK AND INVESTMENT STRATEGY

- The Fund's investment rate increased from 98% to 100% given the large number of deals closed in May.
- With 42 positions in the portfolio, diversification remains satisfactory.
- 2024 should see the M&A cycle pick up due to the stabilisation (or even reduction) in interest rates, the energy transition spreading to more sectors of the economy, private equity funds making a return, and Japanese stock markets undergoing regulatory change.
- The risk premium on the Merger Arbitrage strategy still offers investors some attractive returns, especially at a time when few deals are collapsing.

MARKETING COMMUNICATION

Please refer to the KIID/prospectus of the fund before making any final investment decisions. For more information please visit www.carmignac.co.uk

GLOSSARY

Active Management: An investment management approach where a manager aims to beat the market through research, analysis and their own judgement. See also Passive management.

Investment/net exposure rate: The investment rate constitutes the volume of assets invested expressed as a percentage of the portfolio. Adding the impact of the derivatives to this investment rate results in the net exposure rate, which corresponds to the real percentage of asset exposure to a certain risk. Derivatives can be used to increase the underlying asset's exposure (stimulation) or reduce it (hedging).

Merger Arbitrage Exposure: The Merger Arbitrage Exposure level refers to the equity long book of the portfolio, the short book used as coverage is excluded from this calculation.

Merger Arbitrage Risk: The risk level of each deal from the equity long book of the portfolio is assessed to determine the risk of deal failure. Ratings are based on our in-house methodology and rated between A and C, where A is the least risky and C is the highest risk.

Net asset value: Price of all units (in an FCP) or shares (in a SICAV).

SICAV: Société d'Investissement à Capital Variable (Open-ended investment company with variable capital)

ESG DEFINITIONS & METHODOLOGY

ESG: E for Environment, S for Social, G for Governance

ESG score Calculation: Only the Equity and Corporate Bond holdings of the fund considered. Overall Fund Rating calculated using MSCI Fund ESG Quality Score methodology: excluding cash and non ESG-rated holdings, performing a weighted average of the normalized weights of the holdings and the Industry-Adjusted Score of the holdings, multiplied by (1+Adjustment%) which consists of the weight of positively trending ESG ratings minus the weight of ESG Laggards minus the weight of negatively trending ESG ratings. For a detailed explanation see "MSCI ESG Fund Ratings Methodology", Section 2.3. Updated June 2021. <https://www.msci.com/documents/1296102/15388113/MSCI+ESG+Fund+Ratings+Exec+Summary+Methodology.pdf/ec622acc-42a7-158f-6a47-ed7aa4503d4f?t=1562690846881>.

Principal Adverse Impacts (PAI): Negative, material, or potentially material effects on sustainability factors that result from, worsen, or are directly related to investment choices or advice performed by a legal entity. Examples include GHG emissions and carbon footprint.

Sustainable Investments: The SFDR defines sustainable investment as an investment in an economic activity that contributes to an environmental or social objective, provided that the investment does not significantly harm any environmental or social objective and that the investee companies follow good governance practices.

Taxonomy Alignment: In the context of an individual company, taxonomy alignment is defined as the proportion of a company's revenue that comes from activities that meet certain environmental criteria. In the context of an individual fund or portfolio, alignment is defined as the portfolio-weight weighted average taxonomy alignment of included companies. For more information, please follow this link: https://ec.europa.eu/info/sites/default/files/business_economy_euro/banking_and_finance/documents/sustainable-finance-taxonomy-faq_en.pdf

CHARACTERISTICS

Share Class	Date of 1st NAV	Bloomberg	ISIN	SEDOL	CUSIP	WKN	Management Fee	Ongoing Charge ⁽¹⁾	Performance fee	Minimum Initial Subscription ⁽²⁾	Single Year Performance (%)				
											31.05.23-31.05.24	31.05.22-31.05.23	31.05.21-31.05.22	29.05.20-31.05.21	31.05.19-29.05.20
F EUR Acc	14/04/2023	CARMERF LX	LU2585801173	BLFB0G0	L14562273	A3D6V6	Max. 1%	1.25%	Yes	—	4.7	—	—	—	—
F GBP Acc Hdg	14/04/2023	CAPMAFG LX	LU2601234169	BLFBOJ3	L1506T837	A3D9M5	Max. 1%	1.25%	Yes	—	5.6	—	—	—	—

(1) Ongoing charges are based on the expenses for the last financial year ended. They may vary from year to year and do not include performance fees or transaction costs. (2) Please refer to the prospectus for the minimum subsequent subscription amounts. The prospectus is available on the website: www.carmignac.com.

MAIN RISKS OF THE FUND

EQUITY: The Fund may be affected by stock price variations, the scale of which is dependent on external factors, stock trading volumes or market capitalization.

ARBITRAGE RISK: Arbitrage seeks to benefit from such price differences (e.g. in markets, sectors, securities, currencies). If arbitrage performs unfavorably, an investment may lose its value and generate a loss for the Sub-Fund. **RISK ASSOCIATED WITH THE LONG/SHORT STRATEGY:** This risk is linked to long and/or short positions designed to adjust net market exposure. The fund may suffer high losses if its long and short positions undergo simultaneous unfavourable development in opposite directions. **LIQUIDITY:** Temporary market distortions may have an impact on the pricing conditions under which the Fund might be caused to liquidate, initiate or modify its positions.

The Fund presents a risk of loss of capital.

IMPORTANT LEGAL INFORMATION

Source: Carmignac at 31/05/2024. Copyright: The data published in this presentation are the exclusive property of their owners, as mentioned on each page. From 01/01/2013 the equity index reference indicators are calculated net dividends reinvested. This document may not be reproduced, in whole or in part, without prior authorisation from the management company. This document does not constitute a subscription offer, nor does it constitute investment advice. Access to the Fund may be subject to restrictions with regard to certain persons or countries. The Fund is not registered in North America, in South America, in Asia nor is it registered in Japan. The Funds are registered in Singapore as restricted foreign scheme (for professional clients only). The Fund has not been registered under the US Securities Act of 1933. The Fund may not be offered or sold, directly or indirectly, for the benefit or on behalf of a U.S. person, according to the definition of the US Regulation S and/or FATCA. The Fund presents a risk of loss of capital. The risks and fees are described in the KID (Key Information Document). The Fund's prospectus, KIDs and annual reports are available at www.carmignac.com, or upon request to the Management Company. The KID must be made available to the subscriber prior to subscription. The Management Company can cease promotion in your country anytime. Investors have access to a summary of their rights in English on the following link at section 6: https://www.carmignac.com/en_US/article-page/regulatory-information-1788 - In Switzerland, the Fund's respective prospectuses, KIDs and annual reports are available at www.carmignac.ch, or through our representative in Switzerland, CACEIS (Switzerland) S.A., Route de Signy 35, CH-1260 Nyon. The paying agent is CACEIS Bank, Montrouge, Nyon Branch / Switzerland, Route de Signy 35, 1260 Nyon. - In the United Kingdom, the Funds' respective prospectuses, KIDs and annual reports are available at www.carmignac.co.uk, or upon request to the Management Company, or for the French Funds, at the offices of the Facilities Agent at BNP PARIBAS SECURITIES SERVICES, operating through its branch in London: 55 Moorgate, London EC2R. This material was prepared by Carmignac Gestion, Carmignac Gestion Luxembourg or Carmignac UK Ltd and is being distributed in the UK by Carmignac Gestion Luxembourg. Reference to certain securities and financial instruments is for illustrative purposes to highlight stocks that are or have been included in the portfolios of funds in the Carmignac range. This is not intended to promote direct investment in those instruments, nor does it constitute investment advice. The Management Company is not subject to prohibition on trading in these instruments prior to issuing any communication. The portfolios of Carmignac funds may change without previous notice. The decision to invest in the promoted fund should take into account all its characteristics or objectives as described in its prospectus.