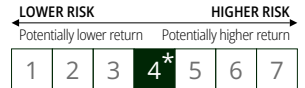


FP CARMIGNAC GLOBAL BOND A GBP ACC

OEIC

Recommended minimum investment horizon:



GB00BJHPJ035

Monthly Factsheet - 31/05/2024

INVESTMENT OBJECTIVE

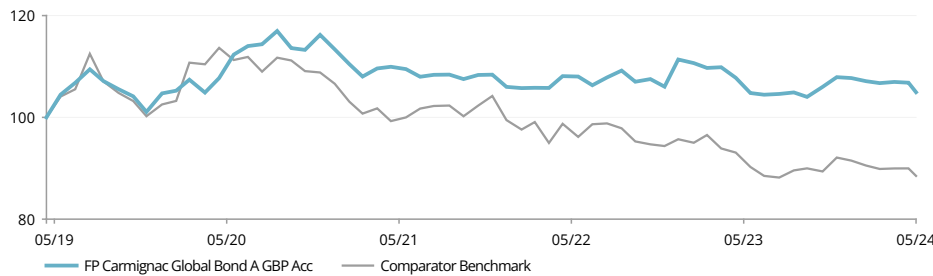
A global fixed income fund aiming to achieve capital growth and income over a period of at least two years by implementing interest rate, credit and currency strategies. Its flexible and conviction-driven approach enables the Fund to seize tactical opportunities on bond markets, with no geographical region, business sector, or company size constraint.

Fund Management analysis can be found on P.3

PERFORMANCE

Past performance is not necessarily indicative of future performance. Performances are net of fees (excluding possible entrance fees charged by the distributor).

FUND PERFORMANCE VS. COMPARATOR BENCHMARK SINCE LAUNCH (Basis 100 - Net of fees)



CUMULATIVE AND ANNUALIZED PERFORMANCE (as of 31/05/2024 - Net of fees)

	Cumulative Performance (%)				Annualised Performance (%)		
	1 Year	3 Years	5 Years	Since 15/05/2019	3 Years	5 Years	Since 15/05/2019
A GBP Acc	-1.06	-4.07	2.19	4.94	-1.37	0.43	0.96
Comparator Benchmark	-4.33	-10.76	-14.23	-11.50	-3.71	-3.02	-2.39
Category Average	-0.87	-7.12	-8.98	-7.95	-2.43	-1.86	-1.63
Ranking (Quartile)	2	2	1	1	2	1	1

Source: Morningstar for the category average and quartiles.

ANNUAL PERFORMANCE (%) (Net of fees)

	2023	2022	2021	2020	2019
A GBP Acc	0.78	1.48	-7.15	12.12	2.89
Reference Indicator	-1.85	-6.79	-5.63	6.29	0.89

STATISTICS (%)

	3 Years	5 Years	Launch
Fund Volatility	5.7	6.5	6.5
Comparator Benchmark Volatility	7.2	8.2	8.2
Sharpe Ratio	-0.7	-0.2	-0.1
Beta	0.5	0.4	0.6
Alpha	0.0	0.0	0.0

Calculation : Weekly basis



A. Adjriou

KEY FIGURES

Modified Duration	4.1
Yield to Maturity	5.8%
Average Rating	BBB-
Number of Bond Issuers	64
Number of Bonds	83

FUND

Domicile: United Kingdom
Fund Type: UCITS
Legal Form: OEIC
Subscription/Redemption: Daily
Order Placement Cut-Off Time: Before 12:00 (GMT)
Fund Inception Date: 15/05/2019
Fund AUM: 30M€
Fund Currency: GBP

SHARE

IA Sector: £ Strategic Bond
Dividend Policy: Accumulation
Date of 1st NAV: 15/05/2019
Base Currency: GBP
NAV: 1.05€
Morningstar Category™: Global Bond



FUND MANAGER(S)

Abdelak Adjriou since 01/09/2021

COMPARATOR BENCHMARK

JP Morgan Global Government Bond Index (coupons reinvested).



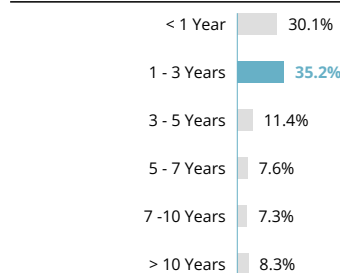
* For the share class FP Carmignac Global Bond A GBP Acc. Risk Scale from the KIID (Key Investor Information Document). Risk 1 does not mean a risk-free investment. This indicator may change over time. The Fund presents a risk of loss of capital. The Main Risks are listed on the last page. The risks and fees are described in the KIID.

MARKETING COMMUNICATION

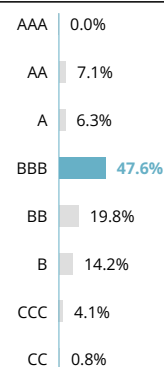
Please refer to the KIID/prospectus of the fund before making any final investment decisions. For more information please visit www.carmignac.co.uk

ASSET ALLOCATION

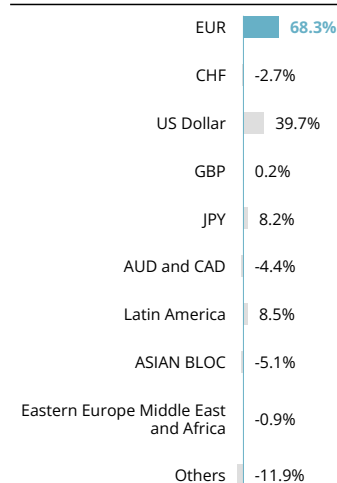
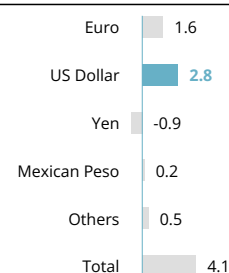
Bonds	87.4%
Developed Countries Government Bonds	30.7%
North America	0.0%
Asia-Pacific	3.6%
Europe	27.1%
Emerging Markets Government Bonds	30.8%
Africa	6.3%
Latin America	14.2%
Asia	3.0%
Eastern Europe	4.1%
Middle East	3.3%
Developed Countries Corporate Bonds	12.1%
Consumer Discretionary	1.1%
Energy	5.5%
Financials	4.2%
Industrials	0.3%
Real Estate	1.0%
Emerging Markets Corporate Bonds	13.9%
Consumer Discretionary	0.5%
Energy	8.4%
Financials	2.3%
Materials	2.0%
Real Estate	0.1%
Communication Services	0.5%
Money Market	0.0%
Cash, Cash Equivalents and Derivatives Operations	12.6%

MATURITY BREAKDOWN


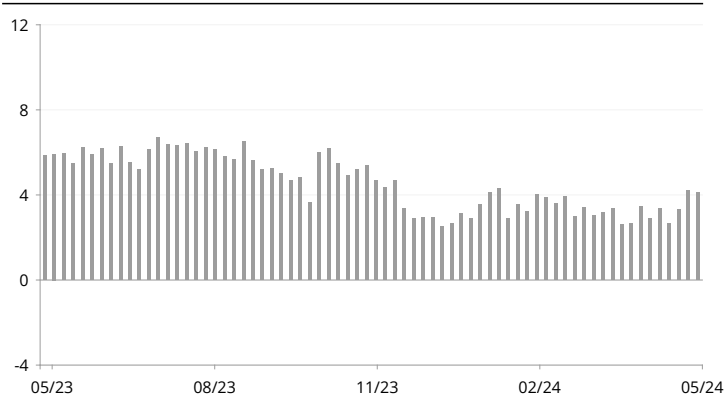
Maturity dates are based on the next call date when available.

RATING BREAKDOWN


Rebased weights

NET CURRENCY EXPOSURE OF THE FUND

MODIFIED DURATION BY YIELD CURVE (IN BPS)

TOP TEN - BONDS

Name	Country	Rating	%
ITALY 0.35% 01/02/2025	Italy	Investment Grade	7.2%
ITALY 3.40% 28/03/2025	Italy	Investment Grade	7.0%
BELGIUM 2.60% 22/06/2024	Belgium	Investment Grade	5.2%
ITALY 3.50% 15/01/2026	Italy	Investment Grade	5.0%
MEXICO 3.00% 03/12/2026	Mexico	Investment Grade	4.7%
DOMINICAN REPUBLIC 6.88% 29/01/2026	Dominican Republic	High Yield	4.1%
MEXICO 8.50% 01/03/2029	Mexico	Investment Grade	3.9%
JAPAN 1.30% 20/03/2063	Japan	Investment Grade	3.6%
INDONESIA 10.50% 15/08/2030	Indonesia	Investment Grade	3.0%
ITALY 2.00% 01/12/2025	Italy	Investment Grade	2.7%
Total			46.4%

MODIFIED DURATION - 1 YEAR PERIOD

MARKETING COMMUNICATION

Please refer to the KIID/prospectus of the fund before making any final investment decisions. For more information please visit www.carmignac.co.uk

FUND MANAGEMENT ANALYSIS



MARKET ENVIRONMENT

- May brought the first signs of normalisation for the US economy and labour market, as well as a drop in retail sales.
- Although inflation was slightly lower, Federal Reserve members remained cautious over the month.
- In the Eurozone, on the other hand, signs of recovery kept coming with the publication of better GDP figures for the first quarter.
- This desynchronisation led to a sharp drop in US yields, with the 10yr down 18 bps over the month but the Eurozone trend more upward.
- Investors gained a lot more appetite for risky assets, as reflected in the narrowing of spreads on the Itraxx Xover index.
- Emerging markets ended the month slightly lower in local currency, but higher in hard currency.



PERFORMANCE COMMENTARY

- The Fund ended the month with a performance that was flat in absolute terms, but slightly positive in relative terms.
- The main catalysts were our long positions on corporate bonds and external debt, which benefitted from the squeeze on risk premia.
- The impact of our currency component was slightly negative as the US dollar underperformed.
- Our long position on the Chilean peso and short position on the Chinese yuan added to the Fund's performance over the month.



OUTLOOK AND INVESTMENT STRATEGY

- As the US economy returned to normal, we raised the Fund's modified duration to more than 400 basis points by reducing our short position on Japanese bonds and increasing our long strategies on US bonds.
- For emerging market debt in local currencies, we still prefer countries like Mexico and Brazil where real short-term interest rates remain extremely high.
- We closed our long Chinese positions, taking profits.
- At a currency level, the Fund remains long on the Brazilian real and Chilean peso. It is still long on the US dollar, though not to the same extent as before.
- The Fund continues to be long on emerging market debt denominated in hard currencies within the EMEA region and Latin America.

MARKETING COMMUNICATION

Please refer to the KIID/prospectus of the fund before making any final investment decisions. For more information please visit www.carmignac.co.uk

PORTFOLIO ESG SUMMARY

PORTFOLIO ESG COVERAGE

Number of issuers in the portfolio	63
Number of issuers rated	58
Coverage Rate	92.1%

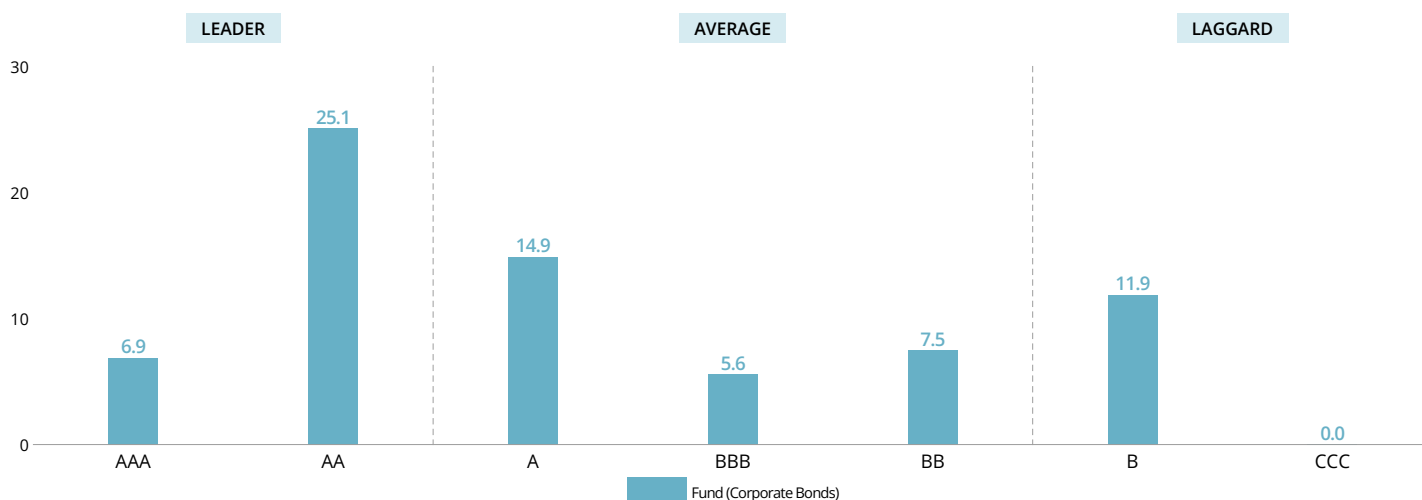
Source: Carmignac

ESG SCORE

FP Carmignac Global Bond A GBP Acc A

Source: MSCI ESG

MSCI ESG SCORE PORTFOLIO



Source: MSCI ESG Score. ESG Leaders represent companies rated AAA and AA by MSCI. ESG Average represent companies rated A, BBB, and BB by MSCI. ESG Laggards represent companies rated B and CCC by MSCI. Portfolio ESG Coverage: 71.9%

TOP 5 ESG RATED PORTFOLIO HOLDINGS

Company	Weight	ESG Rating
LA BANQUE POSTALE SA	1.0%	AAA
FINNAIR PLC	0.3%	AAA
NOT SUPPLIED	0.0%	AAA
FIRST QUANTUM MINERALS LTD	1.1%	AA
TOTALENERGIES SE	0.7%	AA

Source: MSCI ESG

GLOSSARY

Alpha: Alpha measures the performance of a portfolio compared to its reference indicator. Negative alpha means the fund performed less well than its reference indicator (e.g. if the indicator increased by 10% in one year and the fund increased by only 6%, its alpha is -4). Positive alpha means the fund performed better than its reference indicator (e.g. if the indicator increased by 6% in one year and the fund increased by 10%, its alpha is 4).

Beta: Beta measures the relationship between the fluctuations of the net asset values of the fund and the fluctuations of the levels of its reference indicator. Beta of less than 1 indicates that the fund “cushions” the fluctuations of its index (beta = 0.6 means that the fund increases by 6% if the index increases by 10% and decreases by 6% if the index falls by 10%). Beta higher than 1 indicates that the fund “magnifies” the fluctuations of its reference indicator (beta = 1.4 means that the fund increases by 14% when the index increases by 10% but also decreases by 14% when the index decreases by 10%). Beta of less than 0 indicates that the fund reacts inversely to the fluctuations of its reference indicator (beta = -0.6 means that the fund falls by 6% when the index increases by 10% and vice versa).

Capitalisation: A company's stock market value at any given moment. It is obtained by multiplying the number of shares of a company by its stock exchange price.

Duration: A bond's duration is the period beyond which interest rate variations will no longer affect its return. The duration is like a discounted average lifetime of all flows (interest and capital).

High yield: A loan or bond rated below investment grade because of its higher default risk. The return on these securities is generally higher.

Investment grade: A loan or bond that rating agencies have rated AAA to BBB-, generally indicating relatively low default risk.

Investment/net exposure rate: The investment rate constitutes the volume of assets invested expressed as a percentage of the portfolio. Adding the impact of the derivatives to this investment rate results in the net exposure rate, which corresponds to the real percentage of asset exposure to a certain risk. Derivatives can be used to increase the underlying asset's exposure (stimulation) or reduce it (hedging).

Modified duration: A bond's modified duration measures the risk attached to a given change in the interest rate. Modified duration of +2 means that for an instantaneous 1% rate increase, the portfolio's value would drop by 2%.

Net asset value: Price of all units (in an FCP) or shares (in a SICAV).

Rating: The rating measures the creditworthiness of a borrower (bond issuer).

Sharpe ratio: The Sharpe ratio measures the excess return over the risk-free rate divided by the standard deviation of this return. It thus shows the marginal return per unit of risk. When it is positive, the higher the Sharpe ratio, the more risk-taking is rewarded. A negative Sharpe ratio does not necessarily mean that the portfolio posted a negative performance, but rather that it performed worse than a risk-free investment.

Unconstrained approach: This is an active approach that is unconstrained by any reference indicator, thereby allowing greater flexibility in terms of exposure management and enabling the Fund to face extremely varied market environments.

VaR: Value at Risk (VaR) represents an investor's maximum potential loss on the value of a financial asset portfolio, based on a holding period (20 days) and confidence interval (99%). This potential loss is expressed as a percentage of the portfolio's total assets. It is calculated on the basis of a sample of historical data (over a two-year period).

Volatility: Range of price variation of a security, fund, market or index, which enables the measurement of risk over a given period. It is determined using the standard deviation obtained by calculating the square root of the variance. The variance is obtained by calculating the average deviation from the mean, which is then squared. The greater the volatility, the greater the risk.

Yield to Maturity: Yield to Maturity (YTM) is the estimated annual rate of return expected on a bond if held until maturity and assuming all payments made as scheduled and reinvested at this rate. For perpetual bonds, the next call date is used for computation. Note that the yield shown does not take into account the FX carry and fees and expenses of the portfolio. The portfolio's YTM is the weighted average individual bonds holdings' YTM within the portfolio.

CHARACTERISTICS

Share Class	Date of 1st NAV	Bloomberg	ISIN	SEDOL	CUSIP	WKN	Management Fee	Ongoing Charge ⁽¹⁾	Performance fee	Minimum Initial Subscription ⁽²⁾	Single Year Performance (%)				
											31.05.23-31.05.24	31.05.22-31.05.23	28.05.21-31.05.22	29.05.20-28.05.21	31.05.19-29.05.20
A GBP Acc Hdg	15/05/2019	FUCGAAH LN	GB00BJHQ2J63	BJHQ2J6			0.62%	0.7%	No	GBP 1000	1.4	-1.1	-0.1	3.6	7.6
A GBP Inc Hdg	15/05/2019	FCUGAIH LN	GB00BJHQ2H40	BJHQ2H4			0.62%	0.7%	No	GBP 1000	1.5	-1.3	-0.1	3.6	7.4
A GBP Inc	15/05/2019	FCUGAGI LN	GB00BJHQ2K78	BJHQ2K7			0.62%	0.7%	No	GBP 1000	-1.1	-1.2	-1.9	-2.0	8.7
B GBP Acc Hdg	15/05/2019	FCUGBAH LN	GB00BJHPZ502	BJHPZ50			0.37%	0.45%	No	GBP 1000	1.7	-1.0	0.2	3.9	7.8
A GBP Acc	15/05/2019	FCUGAGA LN	GB00BJHPJ035	BJHPJ03			0.62%	0.7%	No	GBP 1000	-1.1	-1.1	-1.9	-2.0	8.7
B GBP Inc Hdg	08/12/2023	FPUNGBH LN	GB00BRBXQT75	BRBXQT7			0.37%	0.45%	No	GBP 1000	—	—	—	—	—

(1) Ongoing charges are based on the expenses for the last financial year ended. They may vary from year to year and do not include performance fees or transaction costs. (2) Please refer to the prospectus for the minimum subsequent subscription amounts. The prospectus is available on the website: www.carmignac.com.

MAIN RISKS OF THE FUND

CREDIT: Credit risk is the risk that the issuer may default. **INTEREST RATE:** Interest rate risk results in a decline in the net asset value in the event of changes in interest rates. **CURRENCY:** Currency risk is linked to exposure to a currency other than the Fund's valuation currency, either through direct investment or the use of forward financial instruments. **DISCRETIONARY MANAGEMENT:** Anticipations of financial market changes made by the Management Company have a direct effect on the Fund's performance, which depends on the stocks selected.

The Fund presents a risk of loss of capital.

IMPORTANT LEGAL INFORMATION

Source: Carmignac at 31/05/2024. Copyright: The data published in this presentation are the exclusive property of their owners, as mentioned on each page. **IMPORTANT LEGAL INFORMATION:** This document may not be reproduced, in whole or in part, without prior authorisation from the Investment Manager. This document is for general information purposes only and does not constitute a subscription offer, nor does it constitute investment advice. Carmignac accepts no responsibility for any loss arising from reliance on the information it contains. The information contained in this document is believed to be correct at time of writing however no guarantees are made. Information and opinions are subject to change without notice. FP Carmignac ICVC (the "Company") is an Investment Company with variable capital incorporated in England and Wales under registered number 839620 and is authorised by the Financial Conduct Authority (the "FCA") with effect from 4 April 2019 and launched on 15 May 2019. FundRock Partners Limited is the Authorised Corporate Director (the "ACD") of the Company and is authorised and regulated by the FCA. Registered Office: Hamilton Centre, Rodney Way, Chelmsford, England, CM1 3BY, UK; Registered in England and Wales with number 4162989. Carmignac Gestion Luxembourg SA has been appointed as the Investment Manager and distributor in respect of the Company. Carmignac Gestion SA, an investment management company approved by the AMF and Carmignac UK Ltd (Registered in England and Wales with number 14162894) have been appointed as sub-Investment Managers of the Company. Carmignac UK Ltd is authorised and regulated by the Financial Conduct Authority with FRN:984288. Access to the Company may be subject to restrictions with regard to certain persons or countries. The Company is not registered in North America, in South America, in Asia nor is it registered in Japan. The Company has not been registered under the US Securities Act of 1933. The Company may not be offered or sold, directly or indirectly, for the benefit or on behalf of a U.S. person, according to the definition of the US Regulation S and/or FATCA. The Company presents a risk of loss of capital. The risks and fees are described in the KIID (Key Investor Information Document). The Company's prospectus, KIIDs and annual reports are available at www.carmignac.com or upon request to the Investment Manager. The KIID must be made available to the subscriber prior to subscription. This material was prepared by Carmignac Gestion Luxembourg SA or Carmignac UK Ltd and is being distributed in the UK by the Investment Manager. • Carmignac Gestion - 24 place Vendôme - F-75001 Paris. Tel: (+33) 01 42 86 53 35 - Investment management company approved by the AMF - Public limited company with share capital of € 13,500,000 - RCS Paris B 349 501 676. • Carmignac Gestion Luxembourg - City Link - 7 rue de la Chapelle - L-1325 Luxembourg - Tel: (+352) 46 70 601. Subsidiary of Carmignac Gestion - Investment fund management company approved by the CSSF - Public limited company with share capital of € 23,000,000 - RCS Luxembourg B 67 549. The decision to invest in the promoted fund should take into account all its characteristics or objectives as described in its prospectus.

CARMIGNAC GESTION, 24, place Vendôme - F-75001 Paris - Tél : (+33) 01 42 86 53 35

Investment management company approved by the AMF

Public limited company with share capital of € 13,500,000 - RCS Paris B 349 501 676

CARMIGNAC GESTION Luxembourg, - City Link - 7, rue de la Chapelle - L-1325 Luxembourg - Tel : (+352) 46 70 60 1

Subsidiary of Carmignac Gestion - Investment fund management company approved by the CSSF

Public limited company with share capital of € 23,000,000 - RCS Luxembourg B 67 549

MARKETING COMMUNICATION

Please refer to the KIID/prospectus of the fund before making any final investment decisions. For more information please visit www.carmignac.co.uk